



## Ceylon Road Westcliff-on-Sea

**£210,000**

Price Guide

\* 210,000 - 225,000 \* Spacious two DOUBLE bedroom ground floor flat in Westcliff-on-Sea moments from amenities, bus links and WESTCLIFF TRAIN STATION! Perfect for FIRST TIME BUYERS. Boasts DIRECT ACCESS TO A PRIVATE GARDEN and OFF-STREET PARKING.

- Large Ground-Floor Flat
- Off-Street Parking
- Perfect for First Time Buyers and Buy to Let Investors
- Two Good Sized Double Bedrooms
- Beautiful Lounge and a Large Kitchen/Diner
- Access to a Private Garden
- Double Glazing and Gas Central Heating
- Close to Westcliff Train Station and Bus Links
- Access to London Road and the A127
- Long Remaining Lease

### Viewing

Please contact our Southend-on-Sea Office on 01702 811211 if you wish to arrange a viewing appointment for this property or require further information.



2



1

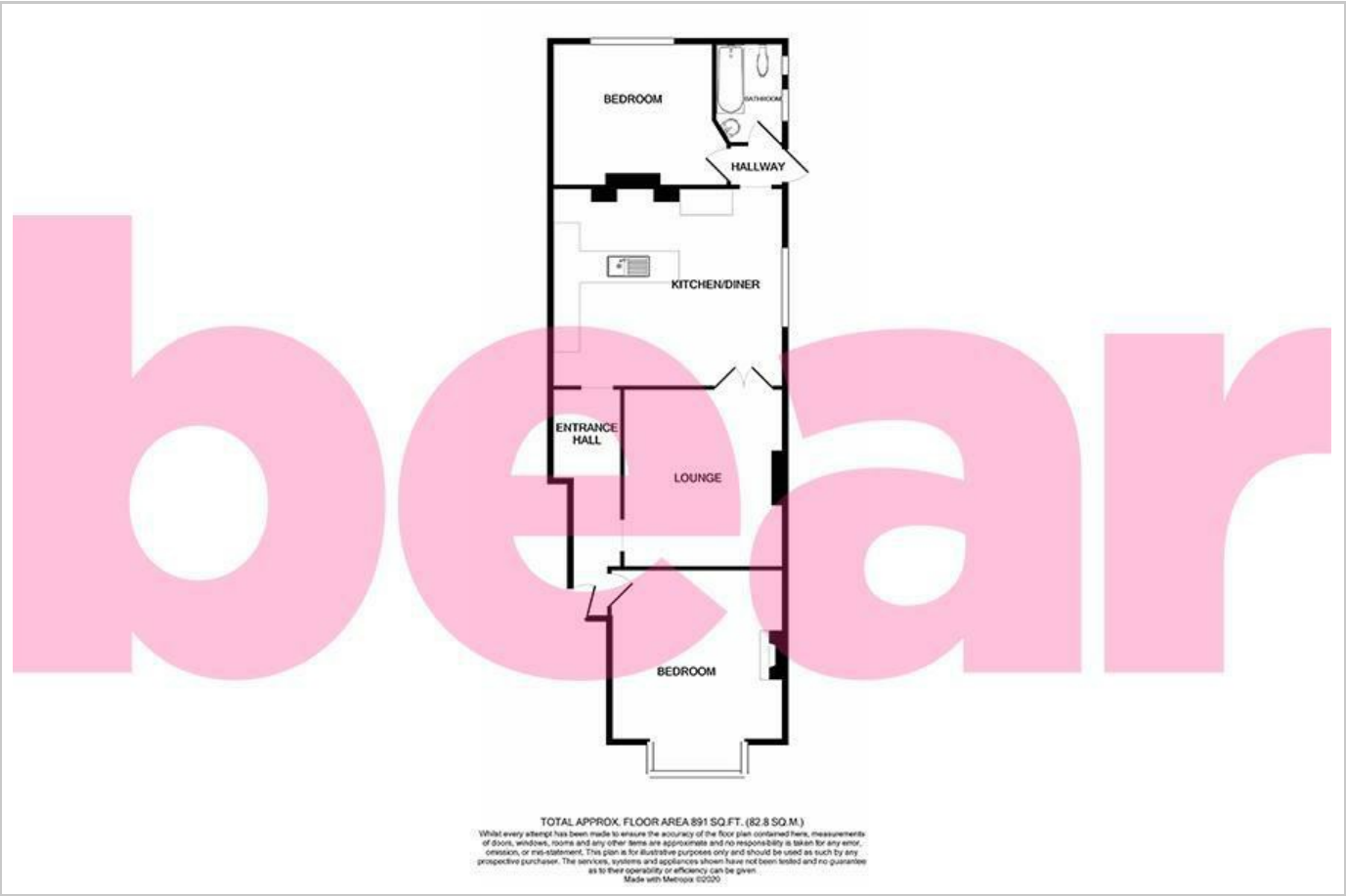


1



E

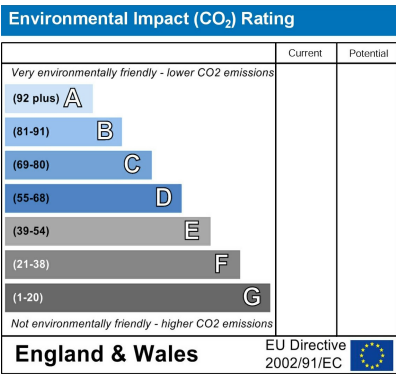
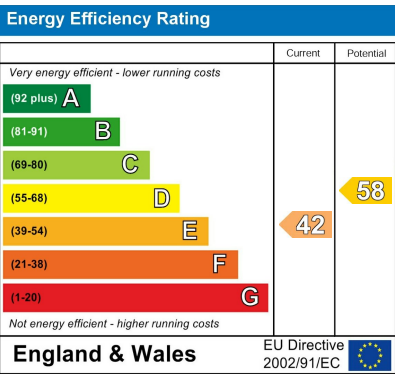
Floor Plan



Area Map



Energy Efficiency Graph



These particulars, whilst believed to be accurate are set out as a general outline only for guidance and do not constitute any part of an offer or contract. Intending purchasers should not rely on them as statements of representation of fact, but must satisfy themselves by inspection or otherwise as to their accuracy. No person in this firms employment has the authority to make or give any representation or warranty in respect of the property.

Beech House, 1 Journeymans Way, Temple Farm Industrial Estate, Southend-on-Sea, Essex, SS2 5TF

Office: 01702 811211 [info@bearestateagents.co.uk](mailto:info@bearestateagents.co.uk) [www.bearestateagents.co.uk](http://www.bearestateagents.co.uk)